







Tractor Width	: 8.50	Lock to Lock Time	: 6.0
Trailer Width	: 8.50	Steering Angle	: 26
Tractor Track	: 8.50	Articulating Angle	: 70
Trailer Track	: 8.50		

-  EXISTING STRUCTURES TO BE DEMOLISHED.
  EXISTING TRANSFORMER TO BE RELOCATED.
-  PROPOSED RAIL TRACK.
  EXISTING STRUCTURES TO REMAIN.
-  FENCE LINE.
-  MEDIAN DOUBLE YELLOW STRIPE.

## Exhibit B